

ETM VALVE CO.,LTD.

Europe Technology Manufacturer



PLUG VALVES
BALL VALVES
GATE VALVES
GLOBE VALVES
CHECK VALVES
BELLOWS SEAL VALVES

ASME INDUSTRIAL VALVE

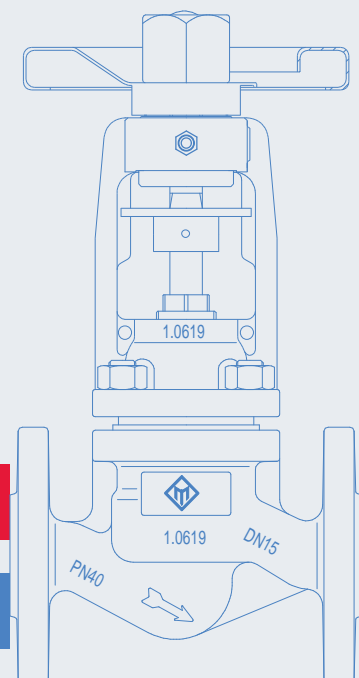
DIN INDUSTRIAL VALVE

ETM VALVE CO.,LTD.

Add: Oubei town, Yongjia county, WenZhou City, ZheJiang province, China, 325102

Phone: +86 577 6795 3935 Fax: +86 577 6798 3935

E-mail: info@etmvalve.com - <http://www.etmvalve.com>

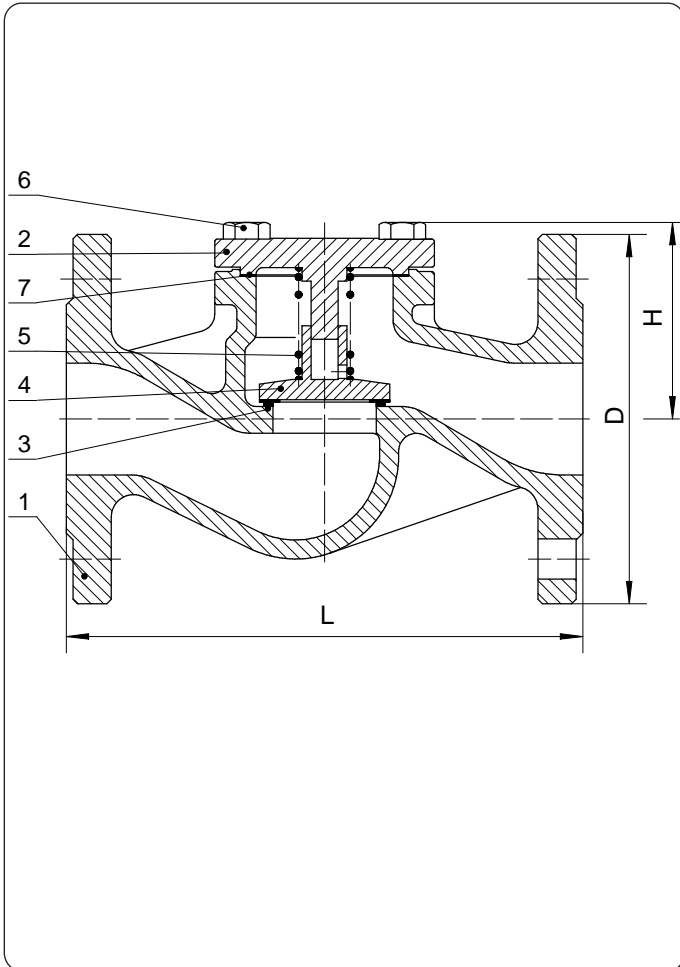




ETM VALVE
Europe Technology Manufacturer

DIN LIFT CHECK VALVES

DIN PN16-PN25-PN40-PN63-PN100-PN160 F1/F2



standard features

- **Description** BOLTED COVER
RETURN SPRING
- **Design** DIN 3356
DIN 3840
- **Face to face** DIN 3202
- **Flanges** DIN 2501
DIN 2547
DIN 2526 FORM E
BW TO DIN 3239
- **Testing** DIN 3352 Part 1
DIN 3230 Part 3
- **Rating** DIN 2401
- **Marking** EN 19
CE - PED
- **Certificates** EN 10204 – 3.1 B

PART NAME	MATERIAL	
1 Body	1.0619	1.4581
2 Cover	1.0619	1.4581
3 Seat ring surface	X20Cr13 (1)	X5CrNiMo17-12-2 (1)
4 Disc seat surface	X20Cr13 (2)	X5CrNiMo17-12-2 (2)
5 Spring	S.S	S.S
6 Bolts	CK35	A2-70
7 Gasket	SS.reinforced graphite(3)	SS.reinforced graphite(3)

- (1) On request: faced with Stellite® - Monel® - Hastelloy® - other materials
 (2) On request: faced with Stellite® - Monel® - Hastelloy® - other materials
 (3) On request: PTFE - other materials

All data, subject to technical changes, are only for information and not for official use.

ISO 9001-2008
CERTIFIED



TÜV Rheinland
AD 2000 Merkblatt W0
APPROVED

ETM VALVE CO.,LTD. Europe Technology Manufacturer
 Oubei town, YongJia county, WenZhou City, ZheJiang Province, China, 325102
 Phone: +86 577 67953935 - Fax: +86 577 67983935 - www.etmvalve.com - info@etmvalve.com



FIG.C.360 LIFT CHECK VALVE DIN PN16 Face to Face F1

SIZE DN	15	20	25	32	40	50	65	80	100	125	150	175	200	250	300	350	400	450	500	600
L RF	130	150	160	180	200	230	290	310	350	400	480	550	600	730	850	980	1100	1200	1250	1450
D	95	105	115	140	150	165	185	200	220	250	285	315	340	405	460	520	580	640	715	840
H	70	80	85	100	110	115	130	145	165	185	205	235	250	300	360	410	460	520	570	--

FIG.C.361 LIFT CHECK VALVE DIN PN25 PN40 Face to Face F1

SIZE DN	15	20	25	32	40	50	65	80	100	125	150	175	200	250	300	350	400	450	500	600
L RF/BW	130	150	160	180	200	230	290	310	350	400	480	550	600	730	850	980	1100	1200	1250	1450
D - PN25	95	105	115	140	150	165	185	200	235	270	300	330	360	425	485	555	620	670	730	845
D - PN40	95	105	115	140	150	165	185	200	235	270	300	350	375	450	515	580	660	685	755	890
H	65	75	85	100	110	125	145	160	190	220	250	295	320	385	450	510	585	610	670	--

FIG.C.362 LIFT CHECK VALVE DIN PN63 Face to Face F2

SIZE DN	15	20	25	32	40	50	65	80	100	125	150	175	200	250	300	350	400	500	600	--
L RF/BW	210	230	230	260	260	300	340	380	430	500	550	600	650	775	900	1025	1150	1400	1600	--
D	105	130	140	155	170	180	205	215	250	295	345	375	415	470	530	600	670	800	930	--
H	105	120	120	135	150	160	180	200	230	280	310	340	390	430	500	--	--	--	--	--

FIG.C.363 LIFT CHECK VALVE DIN PN100 Face to Face F2

SIZE DN	15	20	25	32	40	50	65	80	100	125	150	175	200	250	300	--	--	--	--	--
L RF/BW	210	230	230	260	260	300	340	380	430	500	550	600	650	775	900	--	--	--	--	--
D	105	130	140	155	170	195	220	230	265	315	355	385	430	505	585	--	--	--	--	--
H	105	120	120	135	150	170	200	220	250	300	350	380	410	480	570	--	--	--	--	--

FIG.C.364 LIFT CHECK VALVE DIN PN160 Face to Face F2

SIZE DN	15	20	25	32	40	50	65	80	100	125	150	175	200	250	300	--	--	--	--	--
L RF/BW	210	230	230	260	260	300	340	380	430	500	550	600	650	775	900	--	--	--	--	--
D	105	130	140	155	170	195	220	230	265	315	355	390	430	515	585	--	--	--	--	--
H	110	125	125	140	155	180	220	240	270	320	370	400	430	500	600	--	--	--	--	--


features on request

- | | |
|--|--|
| <input type="radio"/> DISC WITH PTFE OR RUBBER | <input type="radio"/> BW ENDS |
| <input type="radio"/> INTEGRAL SEAT | <input type="radio"/> RTJ FLANGES |
| <input type="radio"/> BY-PASS | <input type="radio"/> ANSI CONNECTIONS |
| <input type="radio"/> DRAIN PLUG | |

All dimensions in mm (except where differently indicated)

All data, subject to technical changes, are only for information and not for official use.





ETM VALVE CO.,LTD.
Europe Technology Manufacturer

